

AC-DC Switching Power Supply

GK220S_-15W Series

HenLv

Features

- Wide voltage input: 90-264VAC/127-370VDC
- Metal mesh shell packaging, good heat dissipation
- Isolation voltage:3000VAC 5mA 1Minute
- Operating temperature range:-40°C~+85°C
- Comply with international and domestic safety regulations
- International standard pin
- Heat dissipation mode: natural air cooling
- High efficiency, long life and high reliability
- Protection function: short circuit, over load, over voltage and over temperature

Product Picture



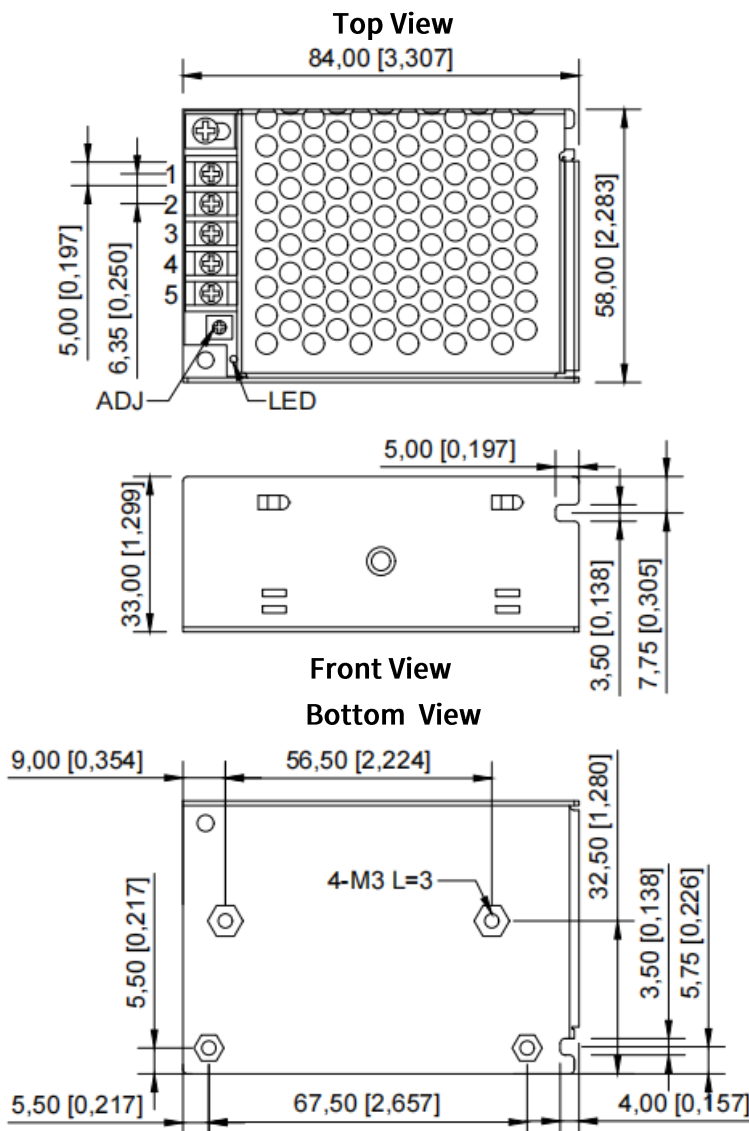
EMC-EN55032

EN55035

LVD-EN62368

Dimensions

GK220S_-15W Series Dimensions



Pin mode	
Pin	Function
1	AC(L)
2	AC(N)
3	FG
4	-V
5	+V

Note:

Size unit: mm[inch]

Wiring diameter: 14-22AWG

Connector torque size: M3, 0.4N·m

Unmarked tolerance: $\pm 1.00[\pm 0.039]$

The device layout is for reference only.

HenLv

HenLv Technology (NingBo) Co., Ltd

www.henlv.net 2024.10

Application

Industrial control and remote DC power supply systems, switching systems, Railway communication, communication interface conversion cellular telephone, semiconductor laser, display screen, Monitoring equipment, petrochemical, portable instrument, medical instrument, automatic control device, burglar alarm, handheld instrument, digital circuit, IC card meter, air conditioning computer controller, LED products, digital products, power adapter, etc.

Selection Guide

Model	Input (V)	Output (Vo±2%)	Current (mA)	Efficiency (%)	Adjustable output voltage Range ADJ (V)	Isolation (VAC)
GK220S05-15W	90-264VAC (127-370VDC)	5	3000	75	4.5-5.5	3000
GK220S12-15W		12	1250	79	10.2-13.8	3000
GK220S15-15W		15	1000	79	13.5-18	3000
GK220S24-15W		24	625	80	21.6-28.8	3000
GK220S48-15W		48	312	80	43.2-52.8	3000

Note: The company for customers to customize any input and output module power supply, if you have special needs, please call our company, unless otherwise specified, input =Vi, the characteristics of the module power supply should meet the requirements of Table 1, and applicable to the full temperature range (-40°C≤Tc≤85°C)

Electrical Specifications

Specifications	Symbol	Conditions Vi, -40°C≤Tc≤85°C (Unless otherwise specified)	Min	Max	Unit
Output Voltage	Vo	Full Load	Vo-2%	Vo+2%	V
Output Current	Iomax	—	—	P(Power)/ U(Output voltage)	A
Output Ripple Voltage	Vp-p	Full Load, Vi, BW=20MHz, Normal Temperature	80	200	mV
Output Noise Voltage	Vp-p	Full Load, Vi, BW=20MHz, Normal Temperature	80	200	mV
Voltage Regulation	Sv	Vimin、Vi、Vimax, Full Load	—	≤±2%	%
Load Adjustment	Si	Vi, Io=(10%~100%)Iomax	—	≤±2%	%
Insulation Resistance	RI	Input-output, Insulation Voltage 500VDC	100	—	MΩ

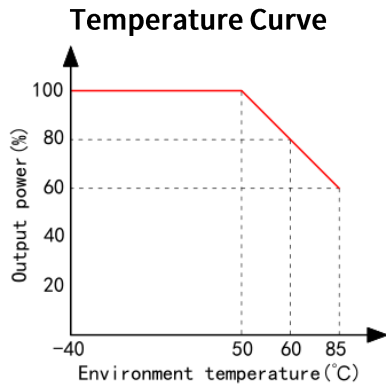
General Specifications

EMC Specifications	Magnetic Field Sensitivity Test	GB6833.2-87
	Electrostatic Discharge Sensitivity Test	GB6833.2-87
	Radiation Sensitivity Test	GB6833.2-87
	Conduction Sensitivity Test	GB6833.2-87
Temperature Drift	≤±0.02%/°C	
Storage Temperature	-40°C~85°C	
Input Frequency	47Hz~63Hz	
Humidity	10%~95%RH	
Leakage Current	<2mA/240VAC	
MTBF	>500000H	

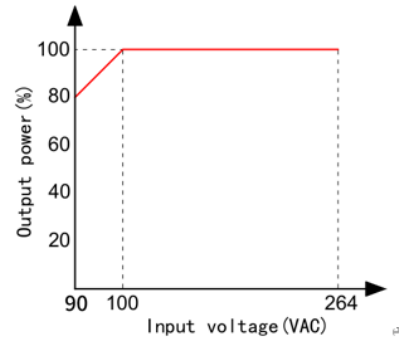
Mechanical Specifications

Size	84.00 x 58.00 x 33.00 mm
------	--------------------------

Typical SpecificationsCurves



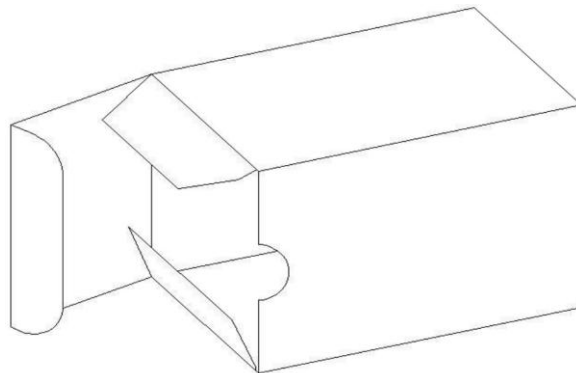
Output Power/Input Voltage Curve



Precautions

Package

This series of modules are packed in shockproof and anti-static foam.



Transport

The package containing the module is allowed to be transported by any means of transport, which should avoid direct rain and snow and mechanical damage.

Storage

The module should be stored in a warehouse where the ambient temperature is -40 degrees ~ 125 degrees, the relative humidity is 20%~95%, and the surrounding environment is free from acidic, alkaline and other harmful gases.

Note: The above are the performance indicators of the product series listed in this manual. Some indicators of non-standard products may exceed the above requirements, so if there is any inconsistency between the manual and the product specification documents, please refer to the specification documents. If you have special needs, please contact us directly.